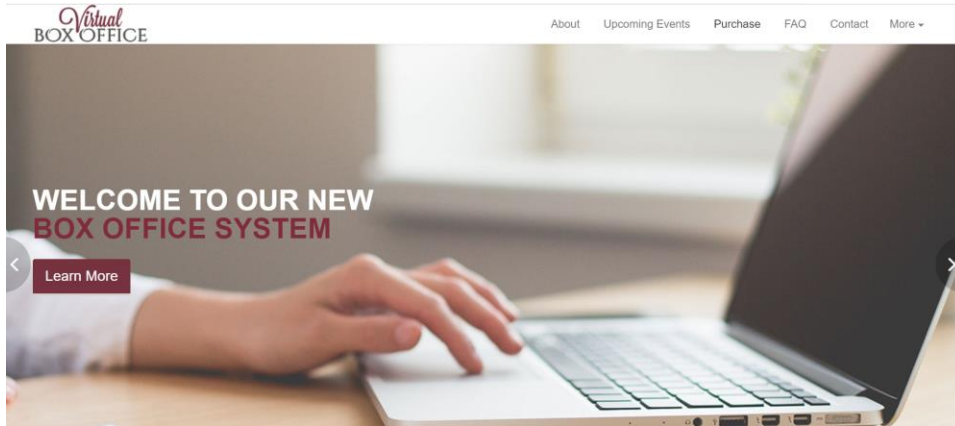


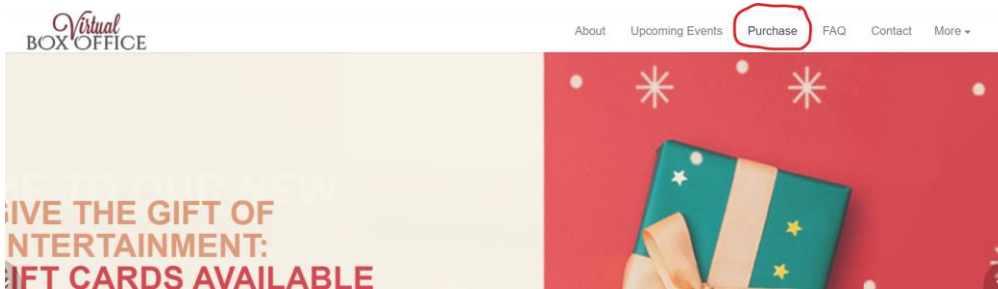
Using The Return To The Past Discount Code

Go to the Box Office at URL

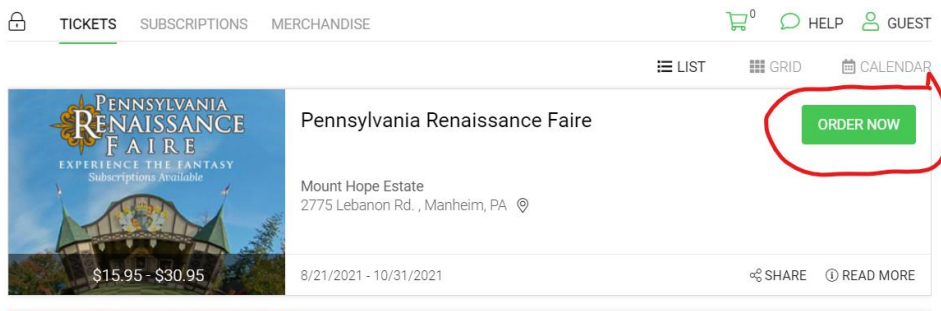
<http://www.parenfaire.com/buytickets.html>



Click Purchase



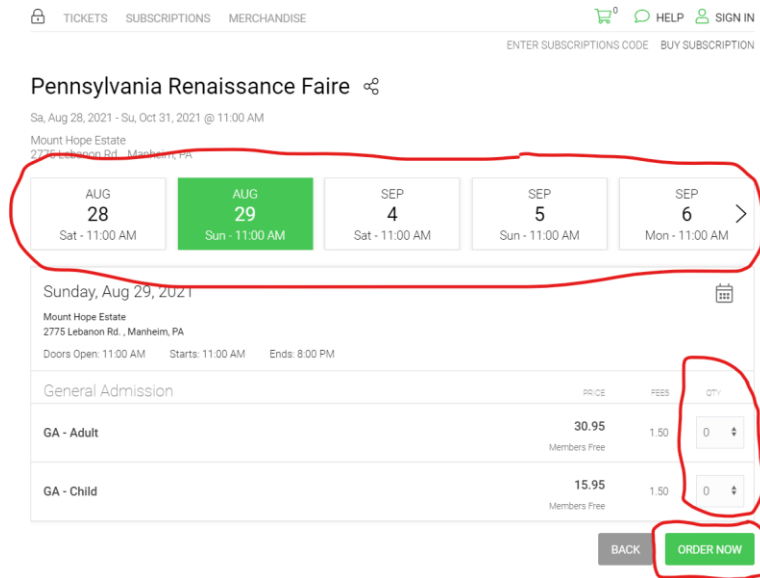
Select Order Now next to the Pennsylvania Renaissance Faire



Select the date for the ticket (they are date specific)

Enter the quantity of adult/child tickets (discount valid for 40% off up to 4 tickets)

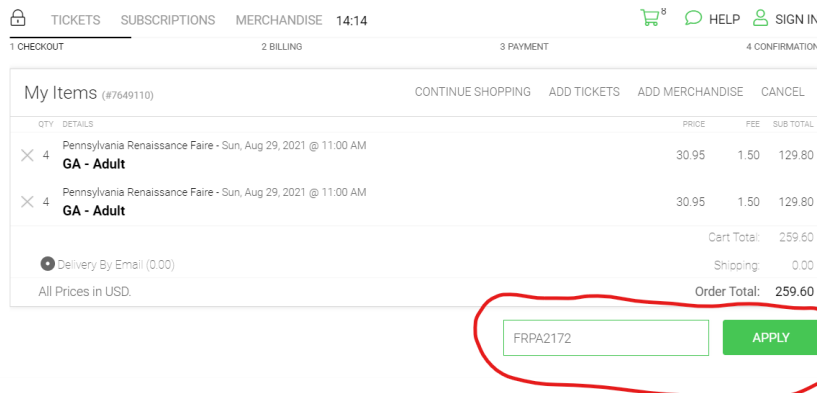
Select Order Now



Enter The Return to the Past Discount Code

Enter a space after the code so the Apply button turns green

Click Apply



Discount will be displayed on the next screen. Select Continue

The screenshot shows a shopping cart titled "My Items (#7649110)". It contains two items: "Pennsylvania Renaissance Faire - Sun, Aug 29, 2021 @ 11:00 AM GA - Adult" and "Discount-FRPA2172 - Aug 21-22 Return Pass Code". The discount code is highlighted with a red circle. Below the cart, there is a "Discount Code (not required)" input field and an "APPLY" button. At the bottom right, there are "CANCEL" and "CONTINUE" buttons, with the "CONTINUE" button circled in red.

QTY	DETAILS	PRICE	FEE	SUB TOTAL
4	Pennsylvania Renaissance Faire - Sun, Aug 29, 2021 @ 11:00 AM GA - Adult	30.95	1.50	129.80
4	Pennsylvania Renaissance Faire - Sun, Aug 29, 2021 @ 11:00 AM GA - Adult	30.95	1.50	129.80
	Discount-FRPA2172 - Aug 21-22 Return Pass Code			-49.52

Cart Total: 210.08
Shipping: 0.00
Order Total: 210.08

Sign in to your Box Office Account

The screenshot shows a "Sign In to My Account" modal form. It has a close button (X) in the top right corner. The form contains an "Email Address" input field, a "Password" input field, a "SIGN IN" button, and a "CREATE ACCOUNT" button. There is also a link that says "I don't know my password".

Proceed with payment information to complete the order.

A Confirmation Email containing your tickets will be sent from the box office to the email in your account.

Tickets can be printed or scanned from a mobile device.